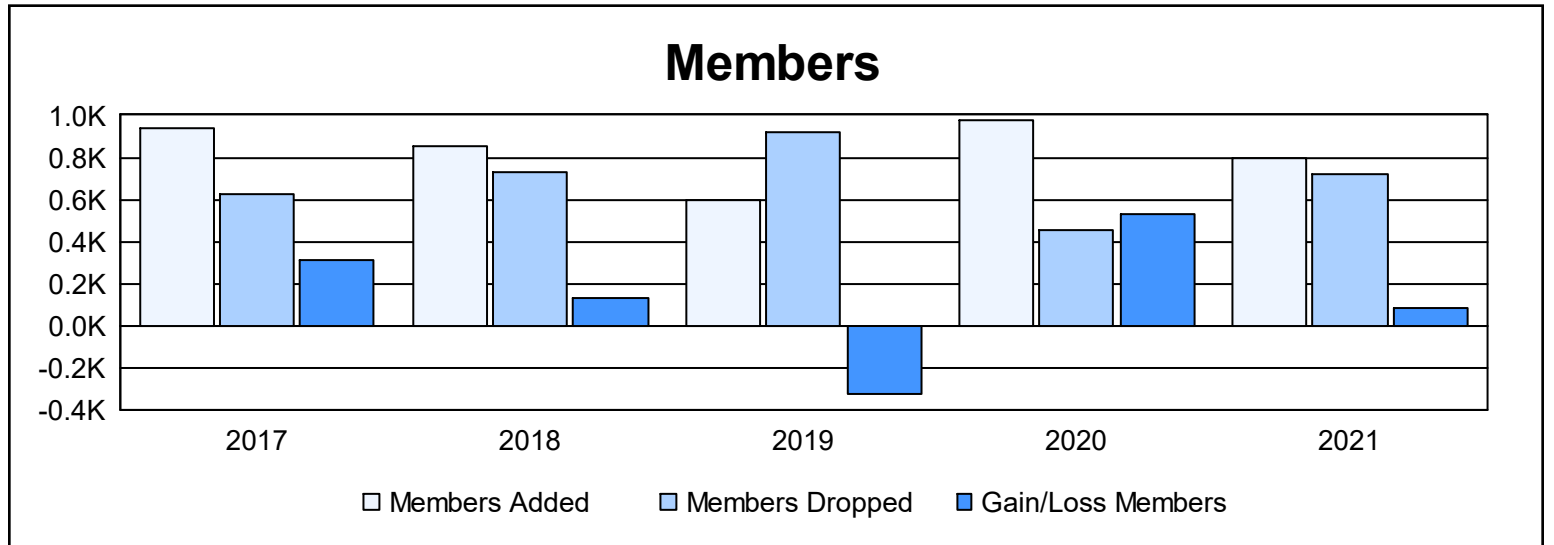
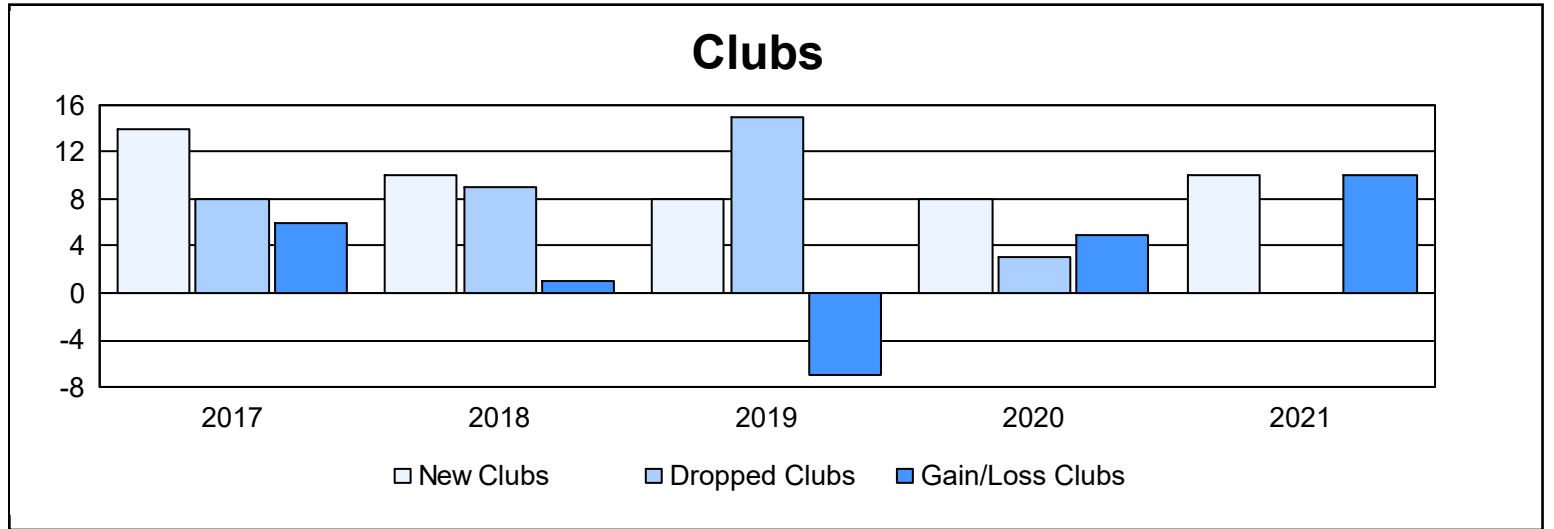
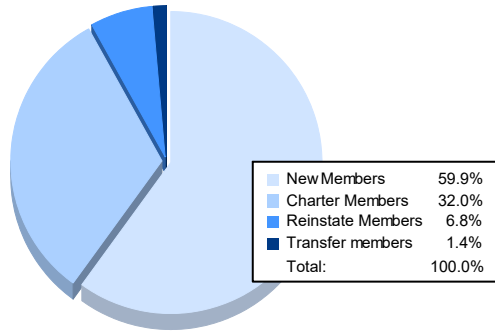


| Year | New Clubs | Dropped Clubs | Gain/ Loss Clubs | New Members | Charter Members | Reinstate Members | Transfer Members | Total Member Added | Total Members Dropped | Gain/ Loss Members |
|----------------|-----------|---------------|------------------|-------------|-----------------|-------------------|------------------|--------------------|-----------------------|--------------------|
| 2016-2017 | 14 | 8 | 6 | 547 | 367 | 18 | 5 | 937 | 624 | 313 |
| 2017-2018 | 10 | 9 | 1 | 560 | 244 | 51 | 1 | 856 | 730 | 126 |
| 2018-2019 | 8 | 15 | -7 | 352 | 219 | 19 | 4 | 594 | 916 | -322 |
| 2019-2020 | 8 | 3 | 5 | 632 | 300 | 37 | 8 | 977 | 452 | 525 |
| 2020-2021 | 10 | 0 | 10 | 479 | 256 | 54 | 11 | 800 | 716 | 84 |
| Average | 10 | 7 | 3 | 514 | 277 | 36 | 6 | 833 | 688 | 145 |



Membership Composition June 2021 Cumulative



Gender Composition June 2021 Cumulative

